

**Configuring PUSH and EMAIL
motion detection notifications
for Cloud series equipment
(CCTV cameras and DVRs)**



BE DIFFERENT
LEAD WITH IT

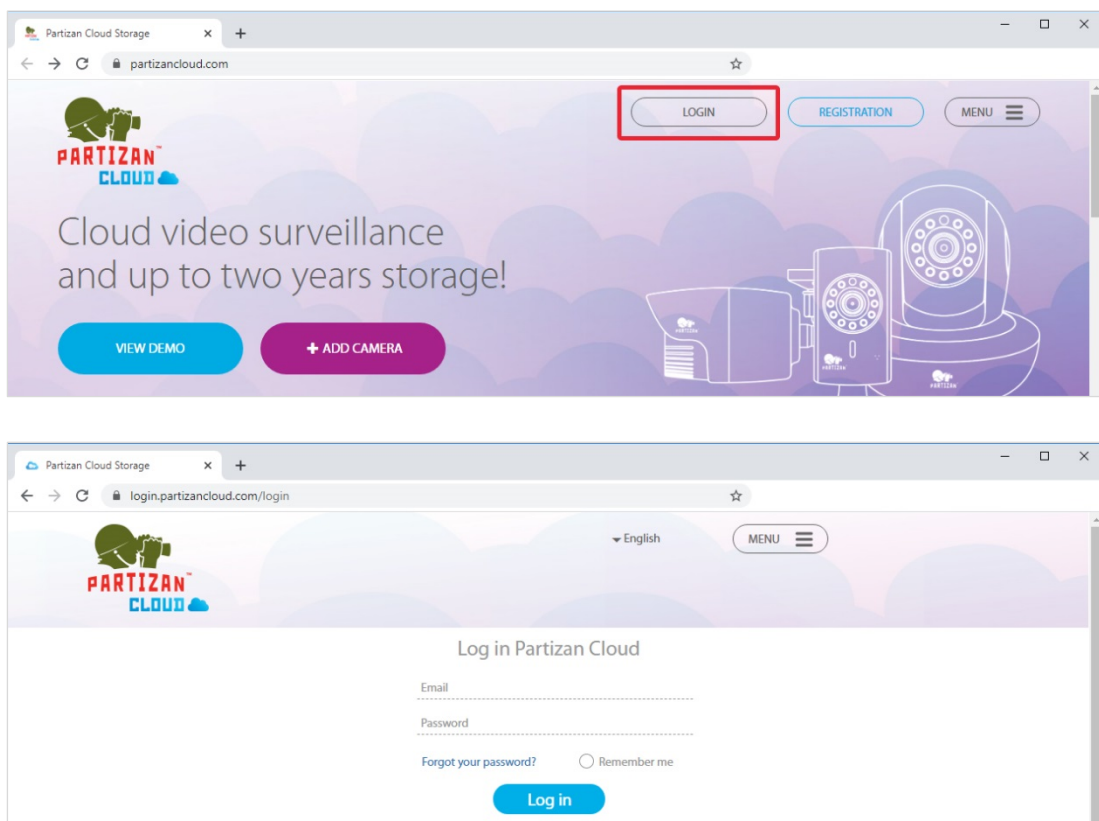


This manual is designed to quickly enable PUSH and EMAIL motion detection notifications for all Cloud CCTV cameras or PARTIZAN Cloud recorders without recording activation.

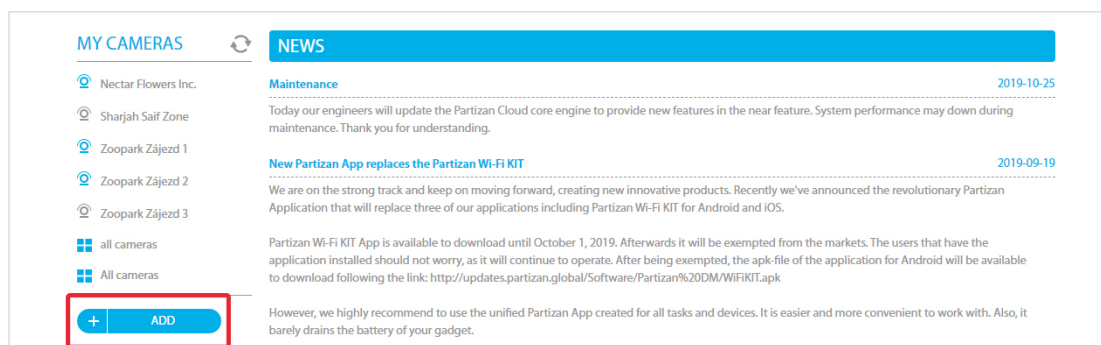
Settings can be made in the web version of the Partizan Cloud service in any browser regardless of the operating system.

1. Visit website www.partizancloud.com and log in to your account.

Click on the "**LOGIN**" button at the top of the site or follow the link <https://login.partizancloud.com/login> directly from this manual.

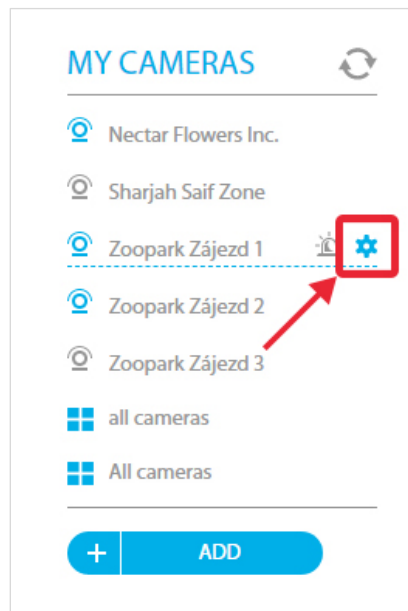


2. If there are no added devices in your account yet, you can add them by clicking on the "**ADD**" button in the cloud service interface:

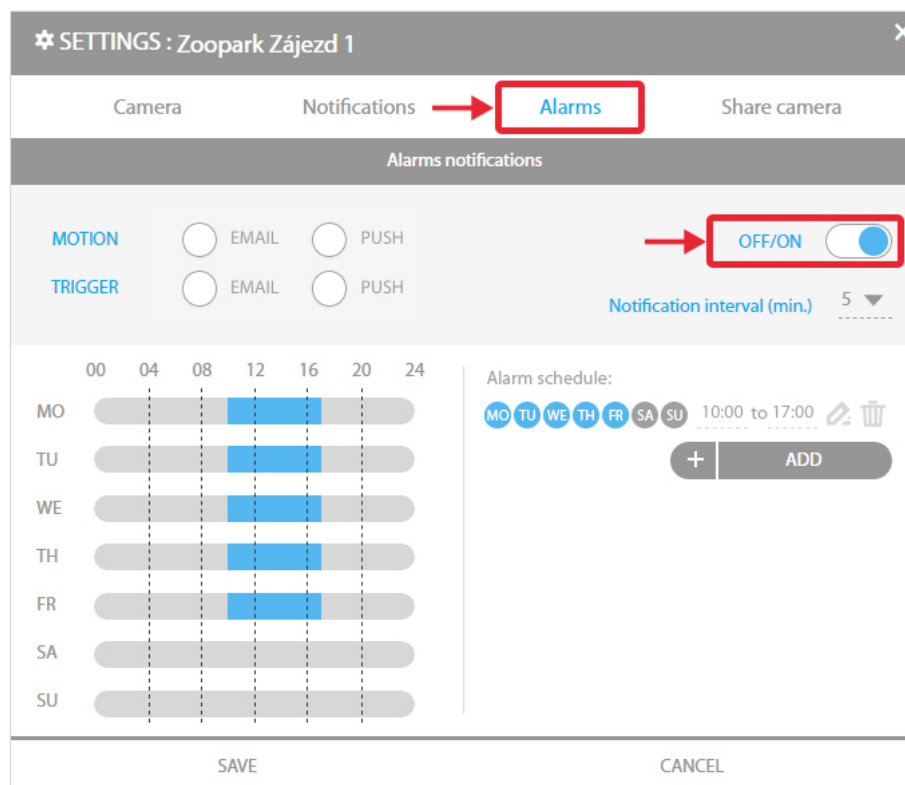




3. To enable PUSH messages, you have to activate the option **“Arm the camera”**.
In the left part of the window, in **“MY CAMERAS”** menu, hover over the desired camera and click on the **settings icon** to the right of the device name



In the menu that opens, go to the **“Alarms”** tab, press the switch icon on the right side of the menu - it will go to the **“ON”** position:





4. Set the schedule and frequency of notifications.

For example, if the office is open from 9:00 to 18:00 and there is no need for notifications at this time on working days, the schedule may look like this:

SETTINGS : Zoopark Zajezd 1

Camera Notifications **Alarms** Share camera

Alarms notifications

MOTION ☐ EMAIL ☐ PUSH OFF/ON ☒

TRIGGER ☐ EMAIL ☐ PUSH

Notification interval (min.) 5

Alarm schedule:

Day	Time	Notification
MO	00:00 to 09:00	OFF
TU	00:00 to 09:00	OFF
WE	00:00 to 09:00	OFF
TH	00:00 to 09:00	OFF
FR	00:00 to 09:00	OFF
SA	00:00 to 23:59	ON
SU	00:00 to 23:59	ON

SAVE CANCEL

5. Mark which notifications should be sent in the left part of the menu window:

SETTINGS : Zoopark Zajezd 1

Camera Notifications **Alarms** Share camera

Alarms notifications

MOTION ☒ EMAIL ☒ PUSH OFF/ON ☒

TRIGGER ☐ EMAIL ☐ PUSH

Notification interval (min.) 5

Alarm schedule:

Day	Time	Notification
MO	00:00 to 09:00	OFF
TU	00:00 to 09:00	OFF
WE	00:00 to 09:00	OFF
TH	00:00 to 09:00	OFF
FR	00:00 to 09:00	OFF
SA	00:00 to 23:59	ON
SU	00:00 to 23:59	ON

SAVE CANCEL



If an external motion sensor is connected to the CCTV camera, then the “EMAIL” and “PUSH” marks in the “SENSOR” line will mean that notification messages will come only when an external sensor detects movement!

Click “SAVE” at the bottom of the settings window:

SETTINGS : Zoopark Zajezd 1

Camera Notifications Alarms Share camera

Alarms notifications

MOTION ☒ EMAIL ☒ PUSH OFF/ON ☒

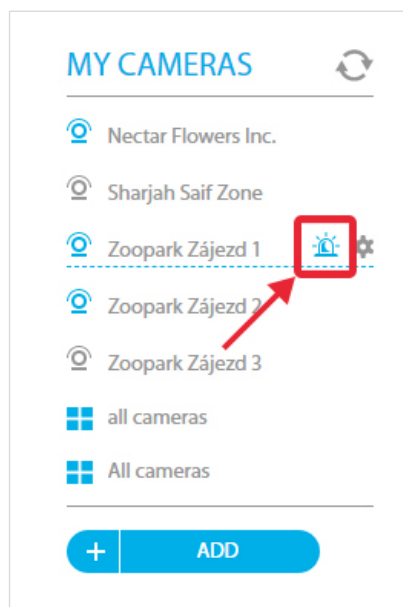
TRIGGER ☐ EMAIL ☐ PUSH Notification interval (min.) 5

Alarm schedule:

Day	Time	Alarm
MO	00:00 to 09:00	ON
TU	18:00 to 23:59	ON
WE	00:00 to 23:59	ON
TH		
FR		
SA		
SU		

SAVE CANCEL

6. Now you can always quickly enable or disable the “**Arming**” status for this CCTV camera. To do this, hover over the camera and click on the **siren icon** to the right of the device name, on the left side of the window, in the “**MY CAMERAS**” menu:





Confirm action:

Are you sure you want to arm current camera?

Yes

No

When “**Arming**” is turned on for selected CCTV camera, the notification settings that were set previously will be **automatically** applied to this camera.

To edit notifications and schedules, go to the device settings as described in item 3.

- 7.** To receive **PUSH notifications** on your mobile device, install the **PARTIZAN CLOUD app for iOS or Android**:

iOS: <https://apps.apple.com/app/id957338864>

Android: <https://play.google.com/store/apps/details?id=com.partizan.cloud>

To quickly install the mobile application for iOS or Android, scan the corresponding QR code:

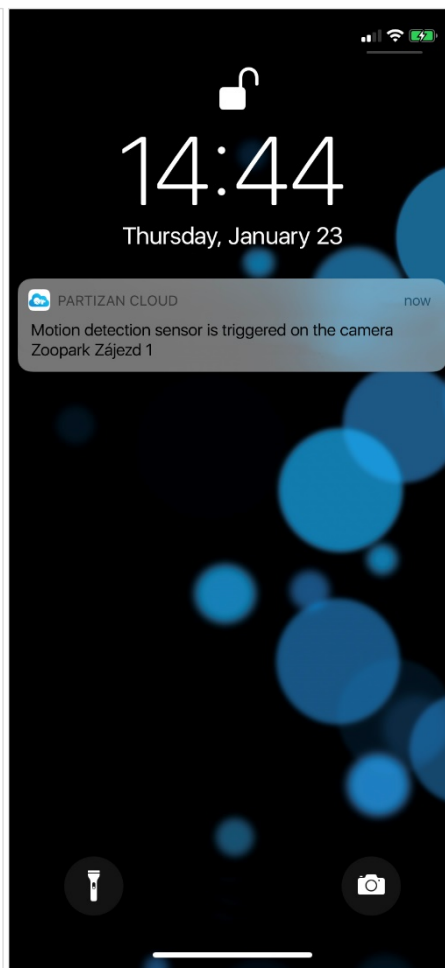
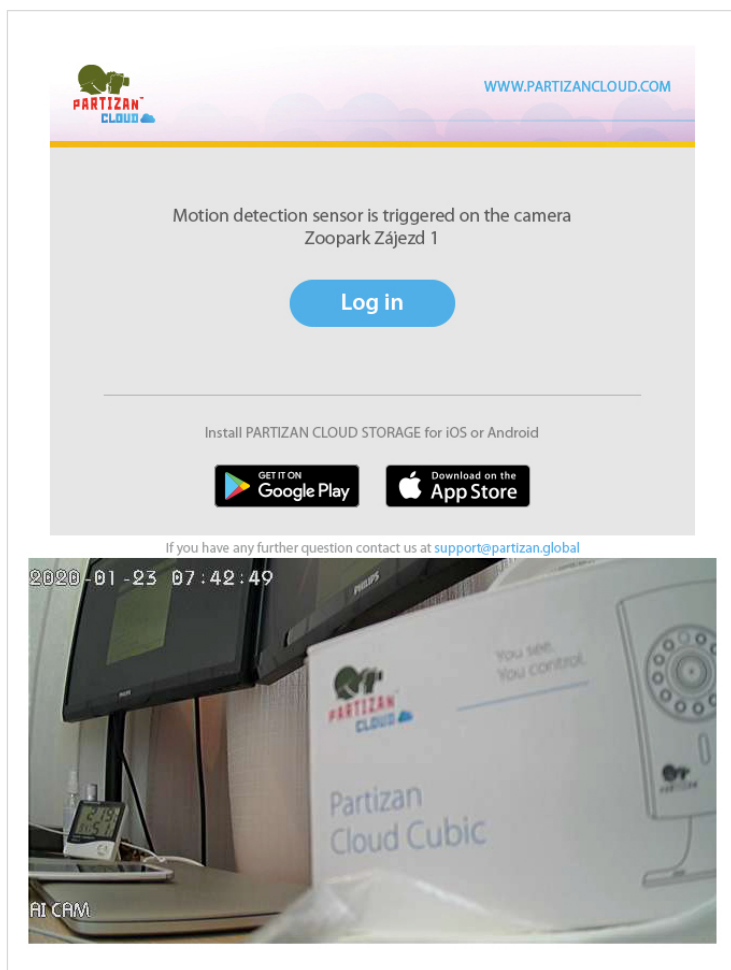




PARTIZAN CLOUD
CCTV STORAGE

**BEST SOLUTION FOR COMPLETE SECURITY
FROM EUROPEAN MANUFACTURER!**

8. When motion detected you will receive a notification to the **e-mail** box that was registered in the Partizan Cloud service, as well as on your **mobile device** with the **PARTIZAN CLOUD** application installed:



Technical support:



partizan-support



support@partizan.global



+42 077 673 78 89

(Only Chat: Viber, Telegram, WhatsApp)

For Ukraine please call:



+38 (044) 389 44 50

+38 (050) 394 93 24

+38 (067) 326 28 15

Technical support working hours:

www.partizan.global/support/technical-support

Partizan Software:

www.apps.partizan.global

