



## How to connect PARTIZAN device to FENIX Monitoring



### From FENIX side (for a new customer):

- Contact FENIX Monitoring to register as a customer
- Complete a MH 2 CONNECTION form
- Call FENIX once followed the below steps



### From PARTIZAN mobile App:

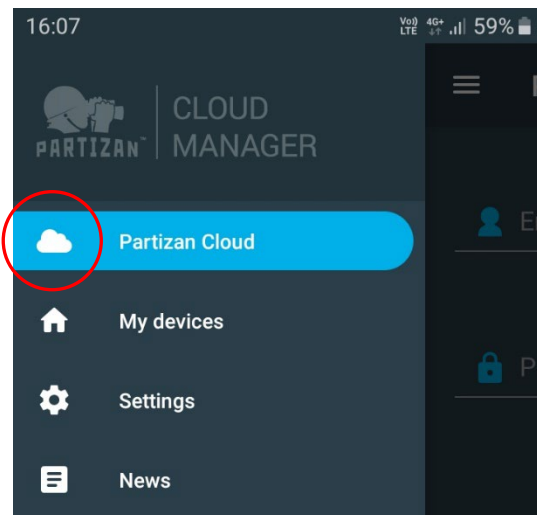
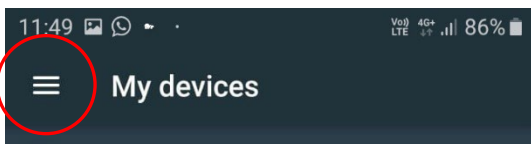
Partizan mobile app for iOS:  
<https://apps.apple.com/app/partizan/id1473001227>



Partizan mobile app for Android:  
<https://play.google.com/store/apps/details?id=com.partizan.pro>



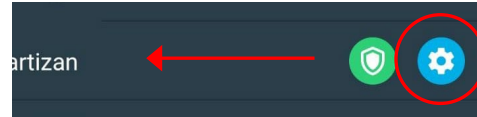
- 1) Tap “Menu button” => “Partizan Cloud”:



- 2) Tap **+** to Create Partizan Cloud account for the end-user using an existing email address, confirm the registration with the received code.  
Use your **personal promo code\*** to activate the extra days of free trial Cloud recording and link the account to your Agent network.
- 3) Tap **+** to add a device (NVR or Camera) to the account’s device list by suited way (scan QR code from the device Info menu, Search in LAN or add Manually using its MAC address).



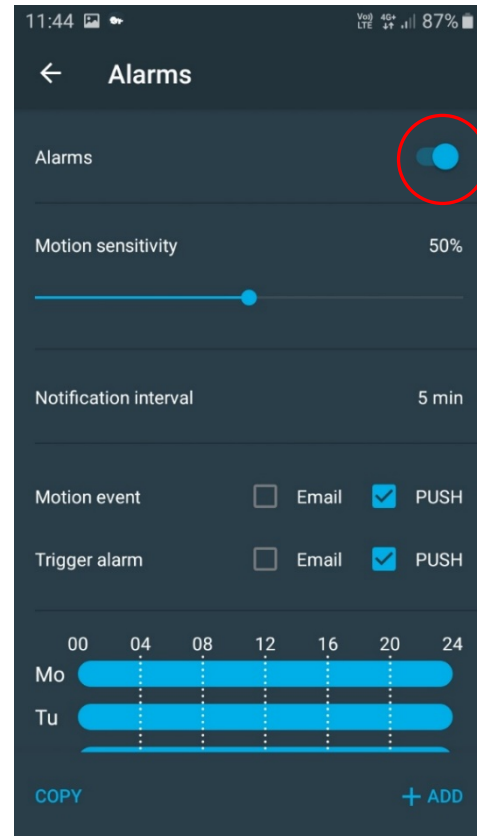
- 4) Swipe left or long tap on the device name to open "Device settings".



- 5) Go "Monitoring services" => "United Kingdom" => "Fenix (Immix)" to fill twice the email address that you got from FENIX. Save and check the test results, **Confirmed** means that FENIX received a test event alarm

- 6) Back to "Device Settings" and go "Alarms" to setup the sensitivity, schedule and other alarm settings, if needed.

- 7) Turn ON the **Alarms** to allow FENIX to receive alarms from the device according to the schedule that you've setup.



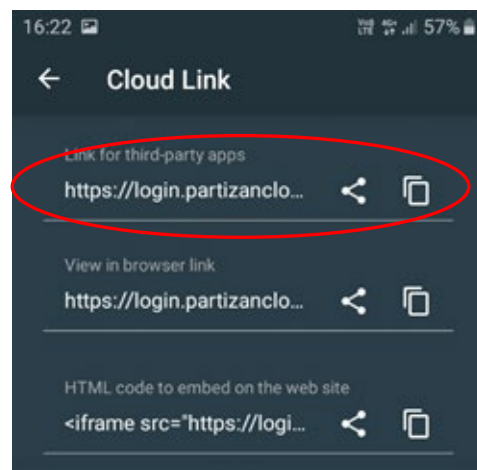
**Email** activates sending event to Partizan Cloud account email.

**PUSH** activates the push notifications from the mobile App.

- 8) Back to "Device setting" and go "Cloud Link" to share the "Link for third-party apps" with FENIX, to provide a video stream to the Monitoring station.



Other way to provide a video stream to the FENIX Monitoring station is to forward ports to the device (a static IP is required on the site) and share with FENIX a RTSP link (the proper link format is written in every Partizan NVR/Camera datasheet).



\*Contact your Partizan supplier to get your personal promo code and Agent program details, or just use **YOQTATWD** to activate 14 free trial days of Cloud recordings.