



**BEST SOLUTION FOR COMPLETE SECURITY
FROM EUROPEAN MANUFACTURER!**

Electronic business card in your mobile application.
Your contacts are always at your customers' fingertips.

Do you know how often do your customers keep paper business cards? Even if someone puts a business card with the necessary and important contacts in the most reliable place, then what is the chance that he will call it to his mind in a year, or two, or five years, or just at the right time?

Paper business cards also cost money and made of trees. But all this can be easily avoided with our excellent solution!

Partizan Security programmers team has added the ability to save your electronic business card directly in the mobile application of the customer.

The main task of electronic business card is to save your contact details for a long time at the customer's application. It is quite easy with an electronic business card in the Partizan mobile application.

That is why when the customer needs to install few more CCTV cameras, upgrade the system, order an after-sales service, recommend you to a friend or neighbor, he will easily find your **valid** contacts.

We intentionally highlight the word "**valid**" because our application has the ability to edit your contact information, which will be automatically updated in the applications of all your customers. You can never do it with a paper business card.

Electronic business card is not only convenient, but also handy and economical.


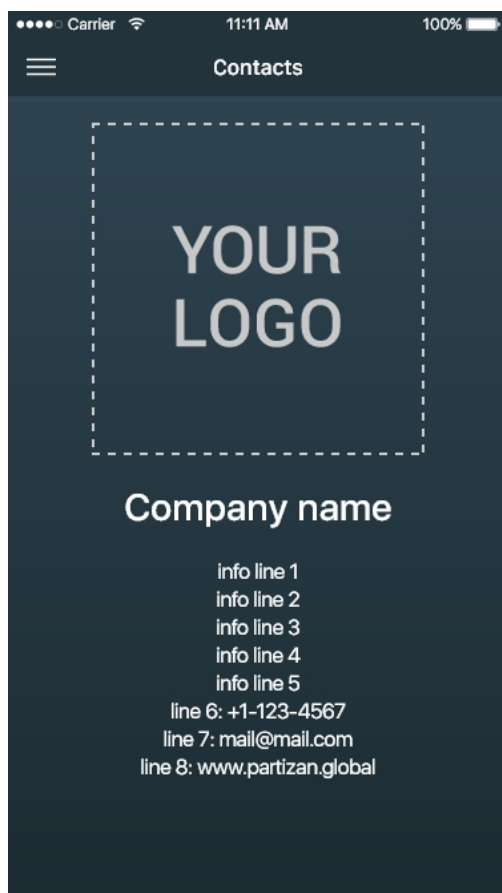
So, let's take a closer look at how it looks and works.

Setup manual

To get an electronic business card, the installer must provide information about himself that will meet the following requirements:

1. Company logo in PNG format. The size of the logo is 250x250 px.
Preferred background: white or transparent.
2. Company name (1 line, 15 characters maximum)
3. Company information (up to 8 lines, maximum 23 characters each)
The information should contain contact phone number, email and company website.

Examples of the page with contact information (iOS / Android):



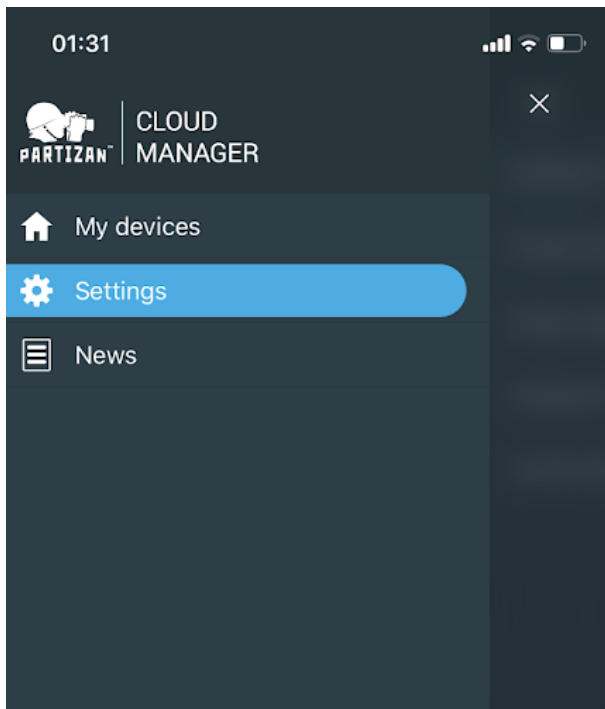
After receiving all data required (logo, information about the partner, contact information), our developers will create a **unique ID** and provide it to the partner. For the convenience of data entry partners can suggest own name options for ID, but only in Roman alphabet. For example: PartizanUK.

Please note that lines with a phone number, mail and website are clickable. Therefore the customer can go directly from the application to the specified contacts.

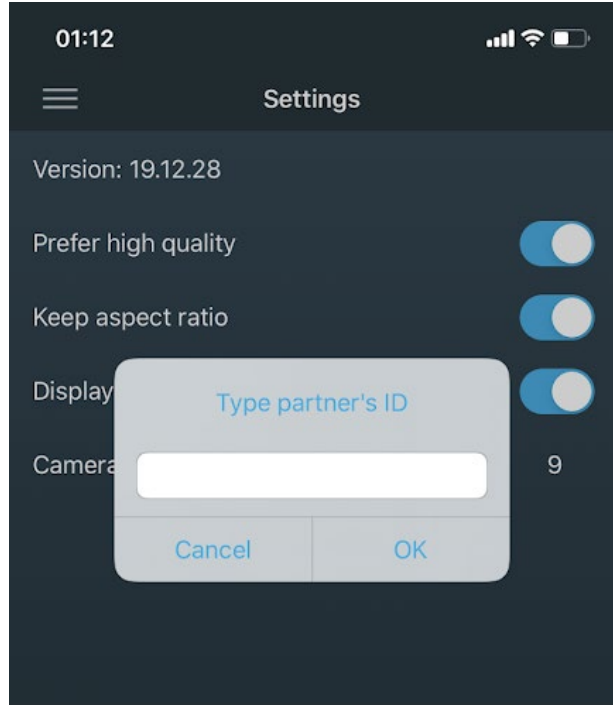
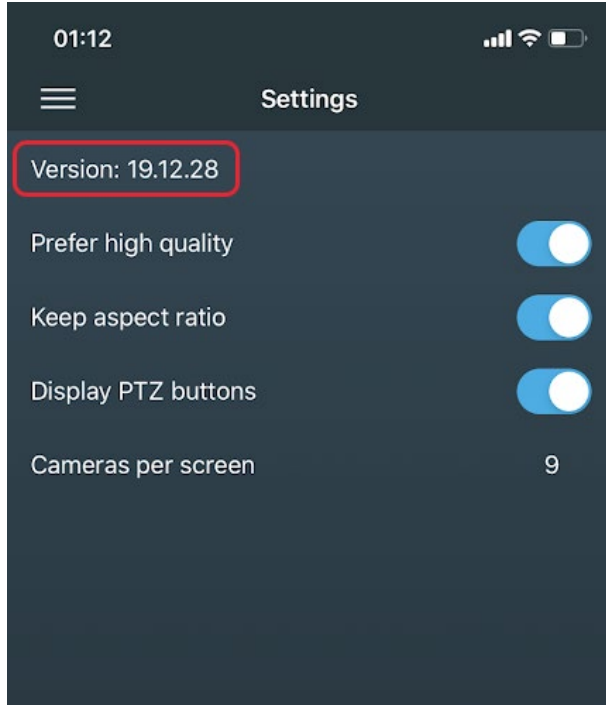
If the owner of the ID has changed contact information, then all new information must be provided to the developers. They will make changes to the database and within one week the application will automatically update all contacts on clients' devices.

To enter the ID you need:

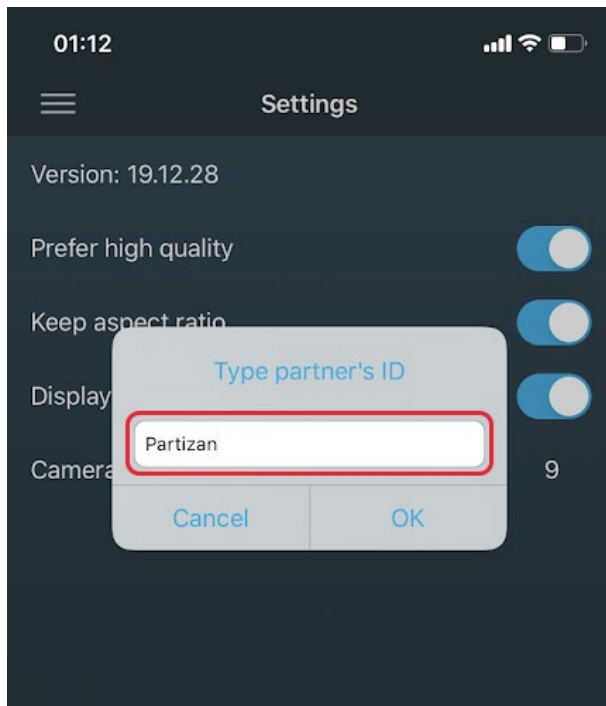
1. Install Partizan CCTV system (we strongly recommend not to skip this item 😊)
2. Install the Partizan mobile application on client's devices.
3. In the "Menu" section, select "Settings"



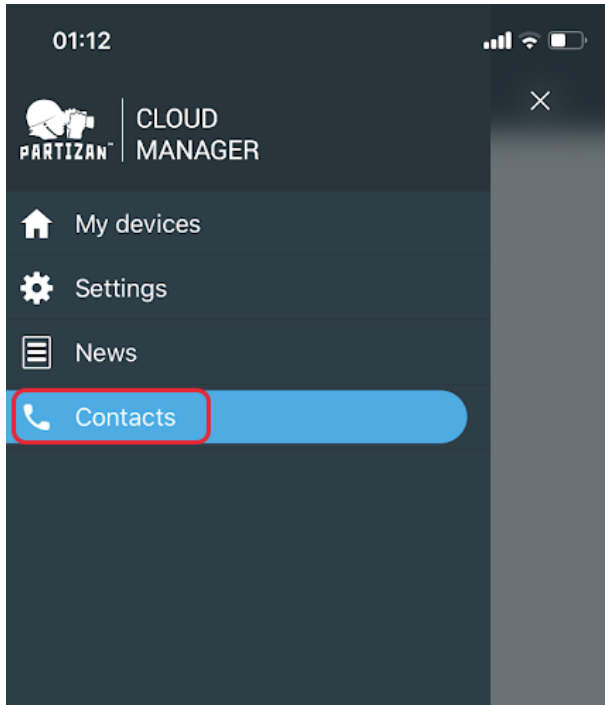
4. 10 times click on “Version: ***”, after which a window for entering ID will appear.





5. Enter ID, click OK.



An electronic business card and the "Contacts" button in the "Menu" section will appear on the screen.



Examples of electronic business cards:





**BEST SOLUTION FOR COMPLETE SECURITY
FROM EUROPEAN MANUFACTURER!**

Attention! After entering the data, you can delete the contacts section only by deleting the application itself!

How to get partner ID?

How to get partner ID?

Everything is quite simple: the first 100 customers who regularly purchase Partizan products can get a unique identifier for creating an electronic business card.

To obtain an ID please contact your manager or:

sales@partizan.global